



**MONO
CRYSTALLINE**


Module Range:
390W-585W





Key Features

- ✓ High Module Conversion Efficiency
- ✓ Outstanding Power Performance Even at Low Irradiance
- ✓ PID Free Module
- ✓ IP68/IP67 Junction Box with Extended Cable Lengths For Easier Installation
- ✓ Double stage EL tested, 100% Micro cracks free
- ✓ 25-year linear power performance warranty
- ✓ 10-years workmanship warranty



TECHNICAL DATA


Electrical Data 1

All Data Refers to STC

Peak Power Pmax (Wp) (0 - +4.99Wp)	385	390	395	400
Maximum Voltage Vmpp (V)	40.85	41	41.11	41.24
Maximum Current Impp (A)	9.43	9.52	9.61	9.7
Open Circuit Voltage Voc (V)	48.7	48.8	48.95	49.1
Short Circuit Current Isc (A)	9.95	10	10.24	10.38
Module Efficiency η (%)	19.38	19.63	19.86	20.12

Length × Width × Height	1961 × 991 × 35mm
Weight	22kgs
Junction Box	IP68/IP67, 3 bypass diodes
Cable & Connectors	1200 mm (47.24 inches) length cables, MC4 Compatible/MC4 Connectors
Application Class	Class A (Safety class II)
Superstrate#	3.2 mm (0.13 inches) high transmission low iron tempered glass, AR coated
Cells	72 Polycrystalline, 6BB solar cells
Cell Encapsulant	EVA (Ethylene Vinyl Acetate)
Back Sheet	Composite film
Frame	Anodized aluminium frame with twin wall profile
Mechanical Load Test	5400 Pa (Snow load), 2400 Pa (Wind load)
Maximum Series Fuse Rating I	15 A (IEC)/ 20A (UL)

*The Specifications mentioned in this data sheet are subject to change without Prior Notice, before placing order please get final data sheet from marketing.

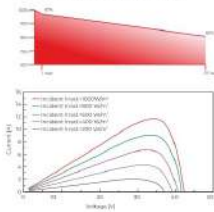


JUPITER MONO 72 CELL

385W - 400W



Performance Warranty



MODULE DATASHEET 144 CUT- CELL MONO(MAGNUS PRO SERIES)

ELECTRICAL DATA AS PER STC

MODEL NAME	SS72CB525M	SS72CB530M	SS72CB535M	SS72CB540M	SS72CB545M	SS72CB550M
MAXIMUM VOLTAGE Vmp (V)	43.32	43.5	43.6	43.8	43.9	44
MAXIMUM CURRENT Imp (A)	12.12	12.19	12.28	12.35	12.42	12.51
OPEN CIRCUIT VOLTAGE Voc (V)	49.23	49.3	49.37	49.44	49.51	49.6
SHORT CIRCUIT CURRENT Isc(A)	13.37	13.38	13.41	13.44	13.49	13.56
MODULE EFFICIENCY (%)	20.4	20.53	20.73	20.92	21.1	21.3

NOTE:PARAMETERS UNDER STANDARD TEST CONDITIONS(STC) , PARAMETERS HAVE A TOLERANCE OF +&-2%.

ELECTRICAL DATA NOCT

Power (W)	387	393	397	399	402	407
V@P max (V)	38.2	38.3	38.4	38.5	38.6	38.7
IP@P max (A)	10.14	10.29	10.34	10.37	10.43	10.52
Voc (V)	45.7	45.9	46	46.1	46.2	46.3
Isc (A)	10.83	10.89	10.96	11.3	11.9	11.15

THERMAL CHARACTERISTICS


Temperature coefficient of Current (Isc), α (%/°C)	-0.05%
Temperature coefficient of Voltage (Voc), β (%/°C)	-0.27%
Temperature coefficient of Power (Pm), γ (%/°C)	-0.35%
NOCT (°C)	45 ± 5 - 2
Operating temperature range (°C)	-40 to 85

MECHANICAL CHARACTERISTICS

Solar cells	182mmx93mm, Bifacial monocrystalline Silicon(PERC), M10
Encapsulation	Ultra - clear PID free EVA (Ethylene-Vinyl-Acetate),UV and Weather stable
Backside	UV protected reflective, Transparent backsheet
Frame	Silver Anodized Aluminium Alloy
Front Glass	3.2 mm, High Transmission, AR Coated, Tempered Glass
Dimensions	(L) 2278 mm x (W) 1133 mm x (H) 35 mm
Weight	27.5KG
Junction Box	IP 68 certified, 3 diodes, Split junction box
Series Fuse Rating	25A
Cable	Solar cable 400 mm length, 4 mm ²
Connectors	MC4 Type
Application Class	Class A
Electrical Safety	Class II
Fire Safety	Class C (Type I)
Mechanical load	Snow load 5400 Pa, Wind load 2400 Ps
Maximum System Voltage	1500V

EQUIVALENT BIFACIAL OUTPUT


5% Gain	551	556	561	567	572	577
10% Gain	577	583	588	594	599	605
15% Gain	603	609	615	621	626	632
20% Gain	630	636	642	648	654	660
25% Gain	656	662	668	675	681	687
30% Gain	682	689	695	702	708	715



MAGNUS SERIES

MONO FACIAL BI-FACIAL

545W HALF CUT CELL



**POLY
CRYSTALLINE**


Module Range:
250W-345W





Key Features

- ✓ High Module Conversion Efficiency
- ✓ Outstanding Power Performance Even at Low Irradiance
- ✓ PID Free Module
- ✓ IP68/IP67 Junction Box with Extended Cable Lengths For Easier Installation
- ✓ Double stage EL tested, 100% Micro cracks free
- ✓ 25-year linear power performance warranty
- ✓ 10-years workmanship warranty



TECHNICAL DATA


Electrical Data 1

All Data Refers to STC

Peak Power Pmax (Wp) (0 - +4.99Wp)	300	315	320	325	330	335	340	345
Maximum Voltage Vmpp (V)	36.30	37	37.2	37.25	37.3	37.35	37.4	37.44
Maximum Current Impp (A)	8.28	8.54	8.65	8.75	8.85	8.95	9.04	9.14
Open Circuit Voltage Voc (V)	44.20	45	45.28	45.35	45.4	45.47	45.52	45.59
Short Circuit Current Isc (A)	8.77	9.03	9.1	9.15	9.2	9.28	9.34	9.41
Module Efficiency η (%)	15.12	16.23	16.49	16.75	17.01	17.26	17.12	17.38

Length × Width × Height	1961 × 991 × 35mm
Weight	22kgs
Junction Box	IP68/IP67, 3 bypass diodes
Cable & Connectors	1200 mm (4724 inches) length cables, MC4 Compatible/MC4 Connectors
Application Class	Class A (Safety class II)
Superstrate#	3.2 mm (0.13 inches) high transmission low iron tempered glass, AR coated
Cells	72 Polycrystalline, 6BB solar cells
Cell Encapsulant	EVA (Ethylene Vinyl Acetate)
Back Sheet	Composite film
Frame	Anodized aluminium frame with twin wall profile
Mechanical Load Test	5400 Pa (Snow load), 2400 Pa (Wind load)
Maximum Series Fuse Rating I	15 A (IEC) / 20A (UL)

*The Specifications mentioned in this data sheet are subject to change without Prior Notice, before placing order please get final data sheet from marketing.



MARS POLY 72CELL

330W / 335W / 345W

CERTIFICATE

Believes in quality to provide there customer a best quality solar panel with the warranty of 25 years. Our team is dedicated towards on time delivery and readiness to meet the market demands. Our most advanced automated and AI manufacturing unit produce best quality solar panel with least human intervention. **We have a vision** to serve their customers a best solar panel with a very competitive prices and to have a long time business.

